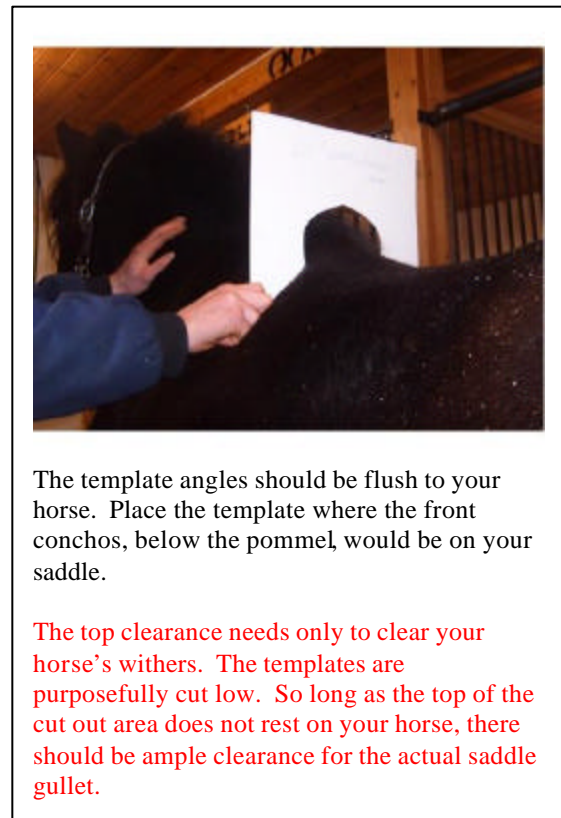
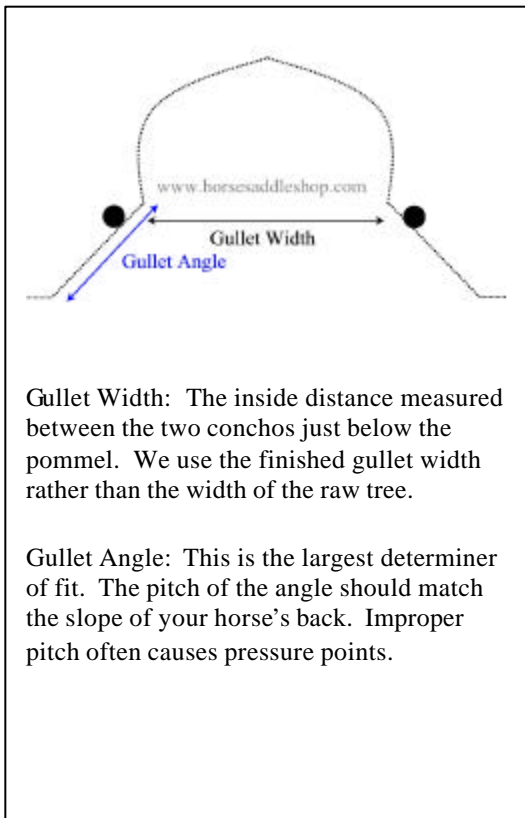


### Template Instructions

1. Cut out both sides of the template. There should be a left and right side.
2. Discard the center parts.
3. Tape the two sides together to create the outline of the saddle gullet.
4. Use the templates to trace onto cardboard.
5. Cut out the outline of the gullet from the cardboard.
6. Place on horse where the fork (front of saddle) would rest.
7. Once you find the best fitting gullet width and angle, go to [www.dailyequine.com/expert/askexpert.asp](http://www.dailyequine.com/expert/askexpert.asp) to show the saddles the match the template measurements.
8. Visit [www.dailyequine.com/forums](http://www.dailyequine.com/forums) for additional saddle fitting help.



# 5.25" Wide Angle

## Left Side Cardboard Template

This tree is used in  
the TUCKER Wide Tree



Discard this side

Horse goes here.

[www.dailyequine.com/Expert/askexpert.asp](http://www.dailyequine.com/Expert/askexpert.asp)

5.25" Wide Angle

Right Side Cardboard Template

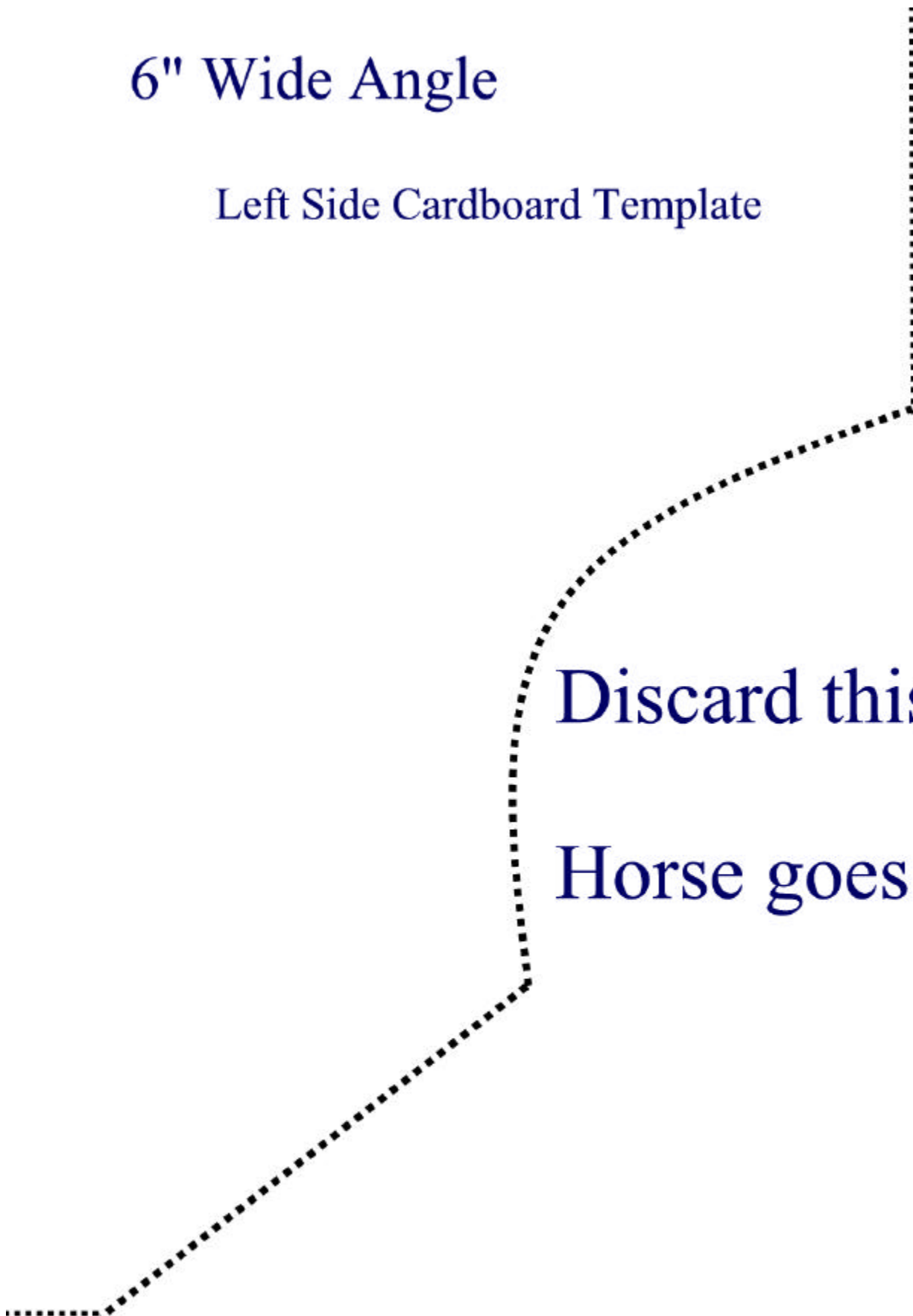
Discard this side

Horse goes here.

[www.dailyequine.com/Expert/askexpert.asp](http://www.dailyequine.com/Expert/askexpert.asp)

# 6" Wide Angle

## Left Side Cardboard Template



Discard this side

Horse goes here.

6" Wide Angle

Right Side Cardboard Template

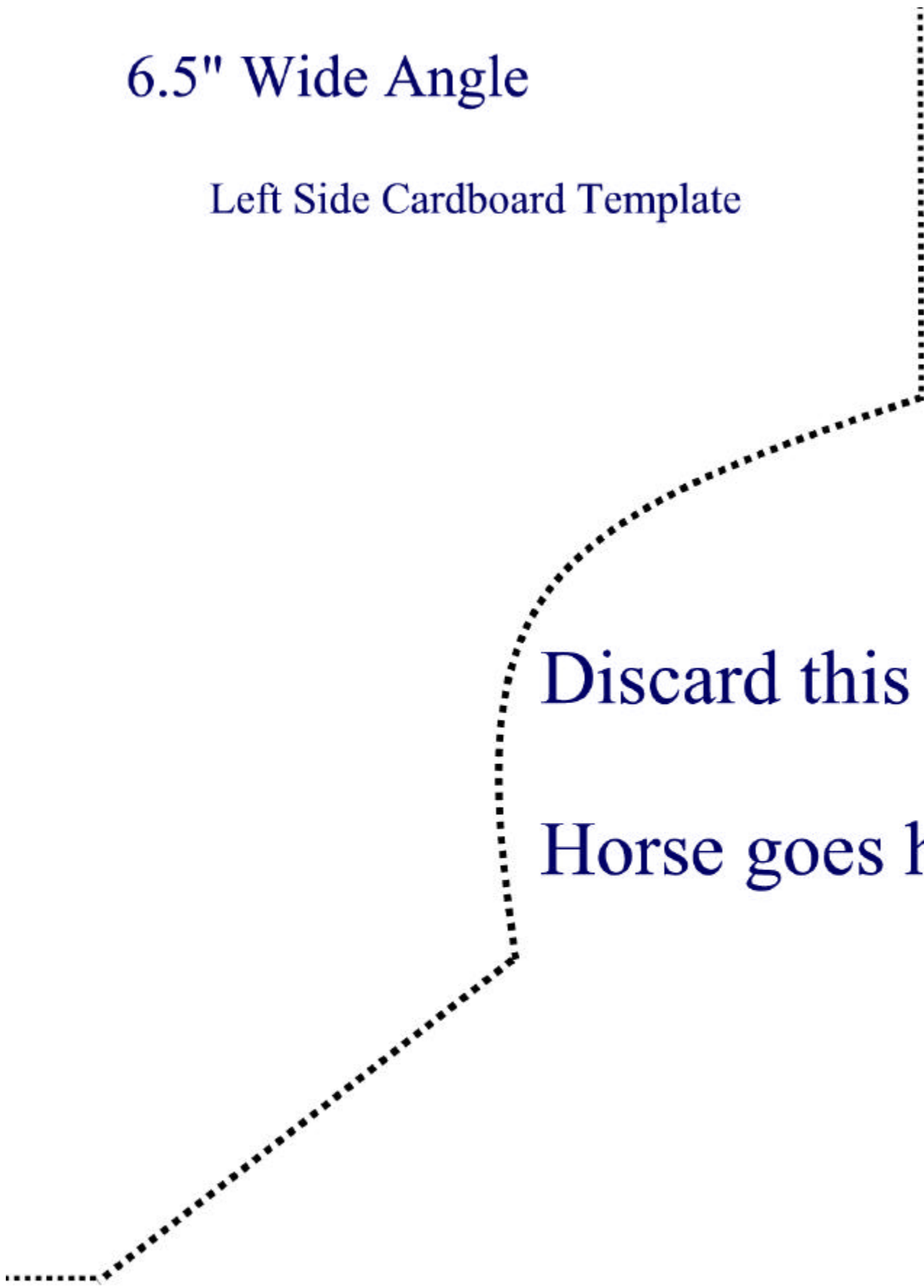
Discard this side

Horse goes here.

[www.dailyequine.com/Expert/askexpert.asp](http://www.dailyequine.com/Expert/askexpert.asp)

# 6.5" Wide Angle

## Left Side Cardboard Template



Discard this side

Horse goes here.

6.5" Wide Angle

Right Side Cardboard Template

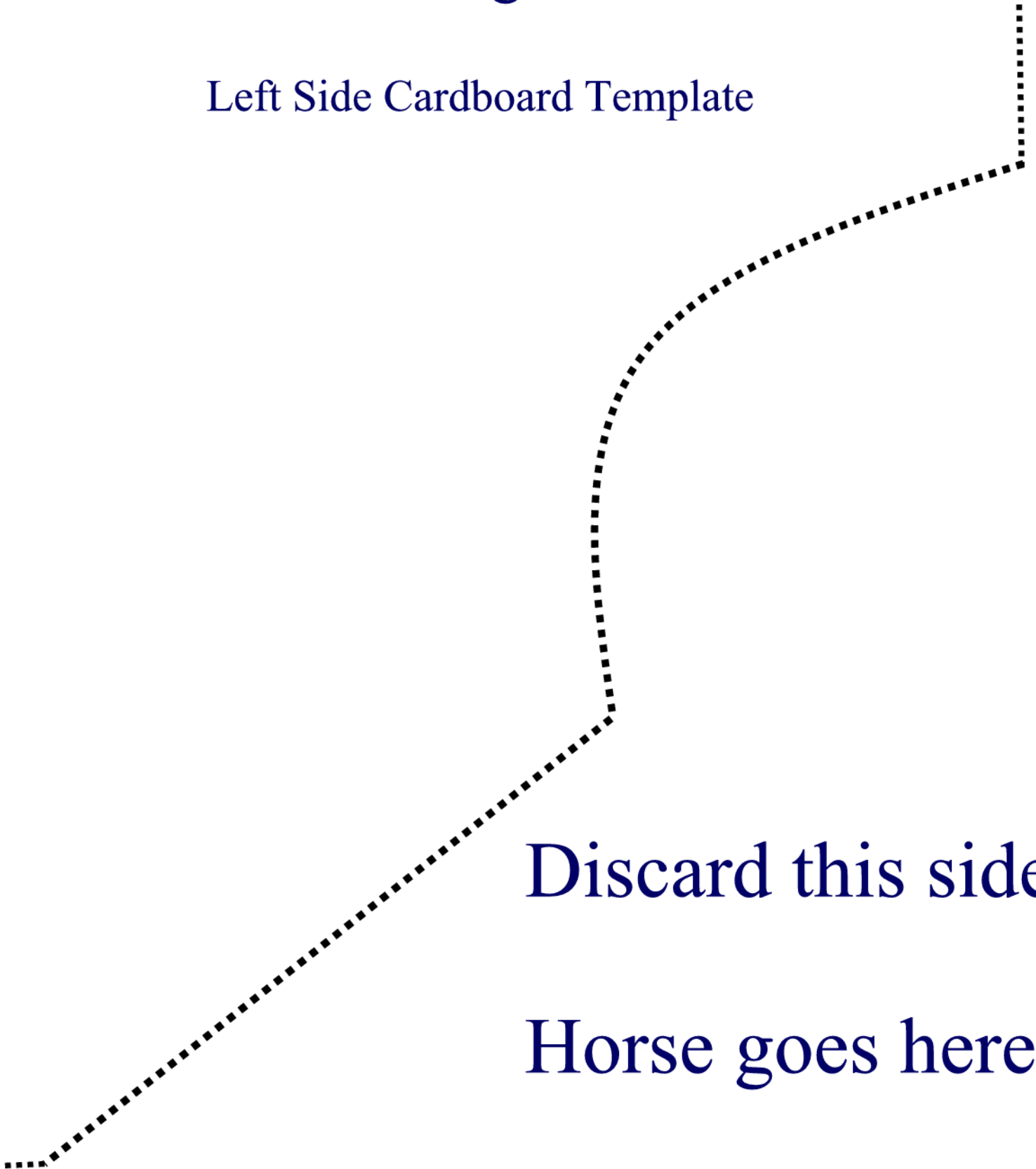
Discard this side

Horse goes here.

[www.dailyequine.com/Expert/askexpert.asp](http://www.dailyequine.com/Expert/askexpert.asp)

# 6.75" Wide Angle

Left Side Cardboard Template



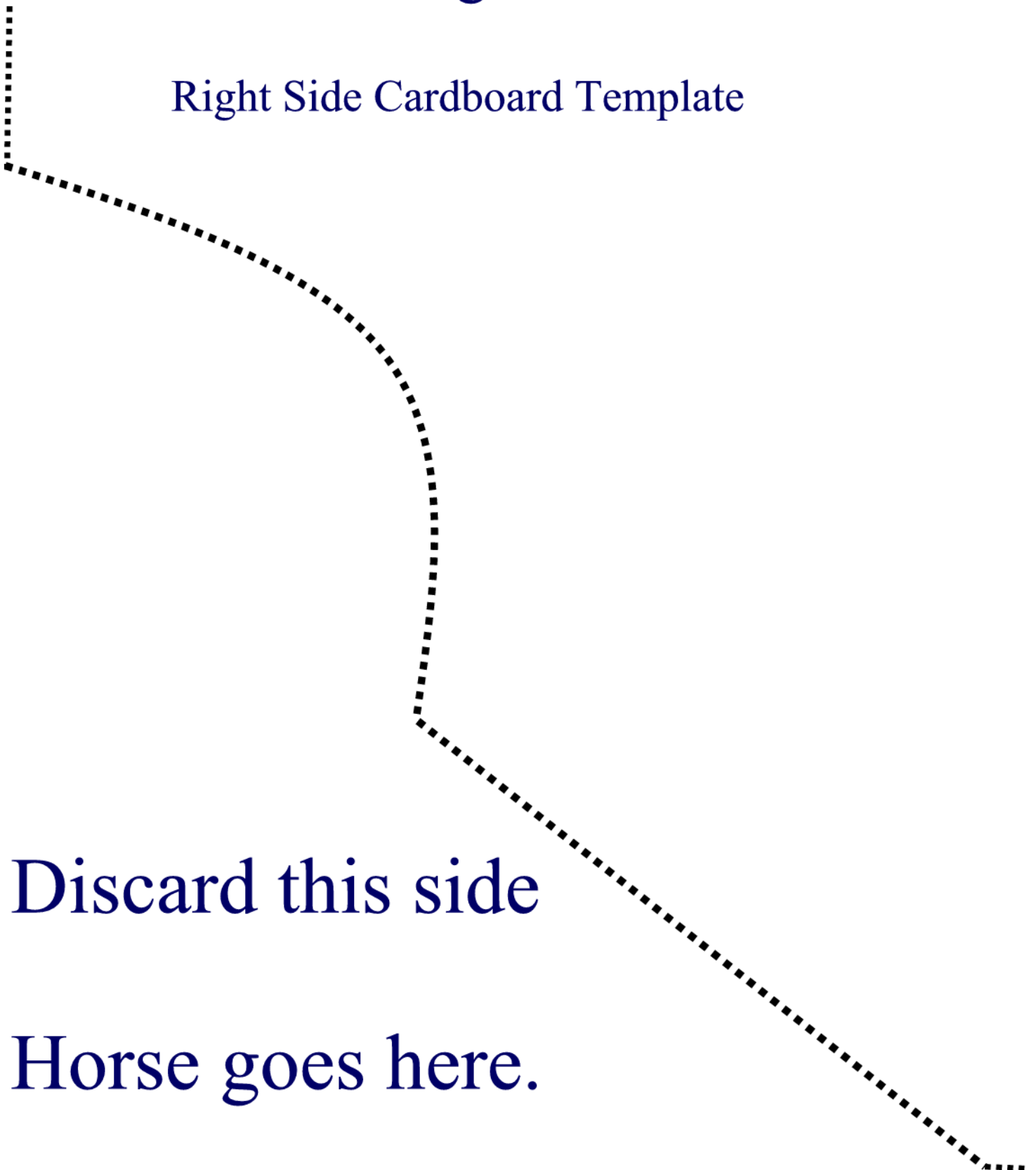
Discard this side

Horse goes here.

[www.dailyequine.com/Expert/askexpert.asp](http://www.dailyequine.com/Expert/askexpert.asp)

6.75" Wide Angle

Right Side Cardboard Template



Discard this side

Horse goes here.

[www.dailyequine.com/Expert/askexpert.asp](http://www.dailyequine.com/Expert/askexpert.asp)

# 7" Wide Angle

## Left Side Cardboard Template



Discard this side

Horse goes here.

[www.dailyequine.com/Expert/askexpert.asp](http://www.dailyequine.com/Expert/askexpert.asp)

7" Wide Angle

Right Side Cardboard Template

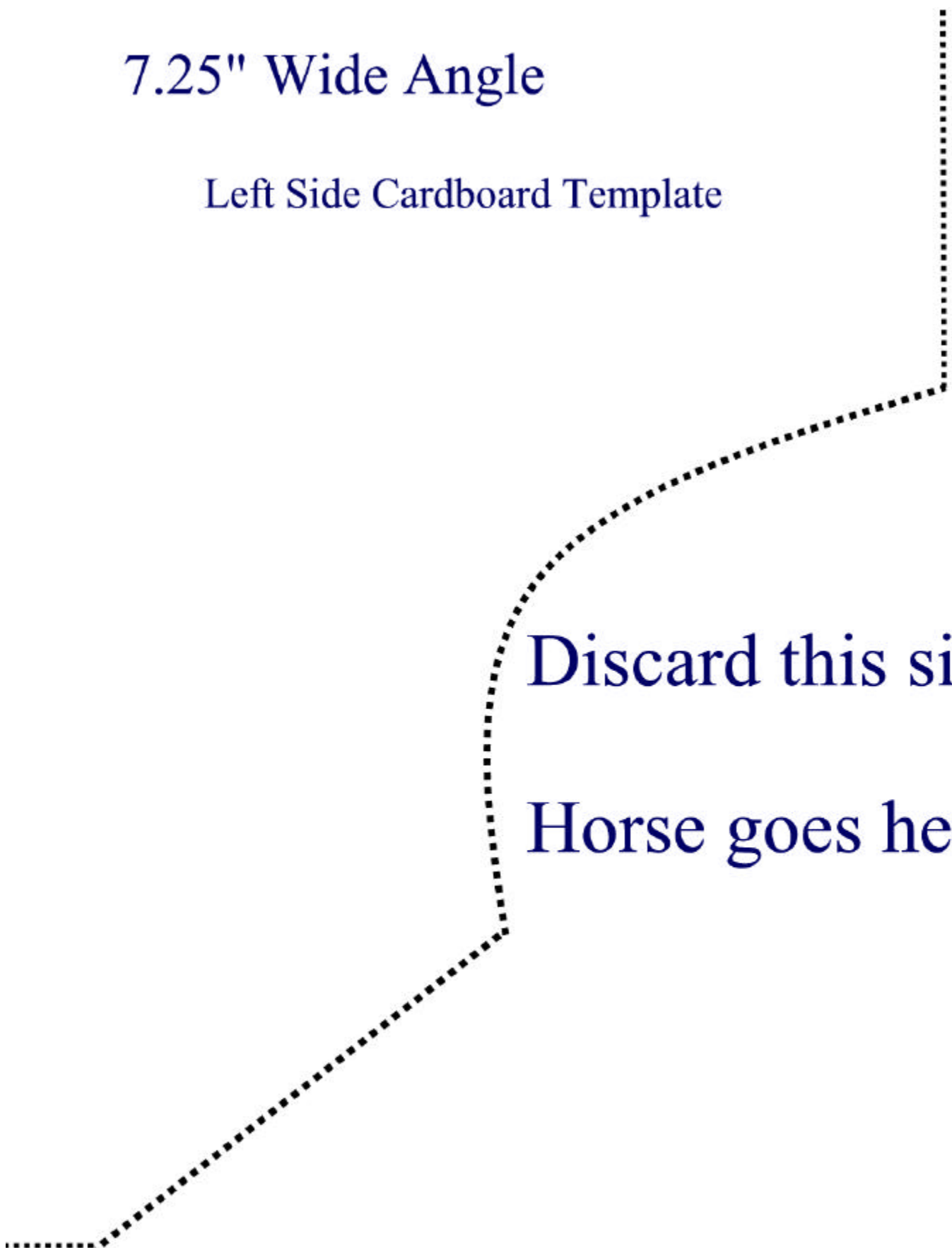
Discard this side

Horse goes here.

[www.dailyequine.com/Expert/askexpert.asp](http://www.dailyequine.com/Expert/askexpert.asp)

# 7.25" Wide Angle

## Left Side Cardboard Template



Discard this side

Horse goes here.

7.25" Wide Angle

Right Side Cardboard Template

Discard this side

Horse goes here.

[www.dailyequine.com/Expert/askexpert.asp](http://www.dailyequine.com/Expert/askexpert.asp)

# 7.5" Wide Angle

## Left Side Cardboard Template



Discard this side

Horse goes here.

7.5" Wide Angle

Right Side Cardboard Template

Discard this side

Horse goes here.

[www.dailyequine.com/Expert/askexpert.asp](http://www.dailyequine.com/Expert/askexpert.asp)